I A C

STUDIO

INTERNATIONAL
ARCHITECTURAL
COLLABORATION

TECHNICAL PRECISION FOR VISIONARY ARCHITECTS★

WORK SAMPLES

RESIDENTIAL

GENERAL@IACSTUDIO.COM

+1 914 677 2363

IACSTUDIO.COM

OUR SERVICES:

AUTOCAD, ARCHICAD & REVIT DRAFTING

MODELING - SD | DD | CD - DETAILS - SHOP DRAWINGS

BIM COORDINATION - PARAMETRIC OBJECTS CREATION

9+
Large Scale Projects

25+
Residential Units

6+
Expert Architects

9,500
Construction drawings

TRUSTED BY:

GREGORY TUCK ARCHITECTURE
68 Jay Street. Suite 722
Brooklyn, NY 11201

LINO CONSTRUCTION
2 Arlene CT.
Centereach, NY 11720

AVDOO & PARTNERS DEVELOPMENT
221 West 37th Street, 5th Floor
New York, NY 10018

NEW YORK
250 Parl Avenue South, Third Floor
New York, NY 10003

PRACTICAL ARTS
52 Spring Close Hwy
East Hampton, NY 11937

HWKN ARCHITECTURE DPC
1 Whitehall Street, 14th Floor
New York, NY 10004

holger meyer architektur
Eschersheimer Landstraße 50-54
D-60322 Frankfurt am Main
Kaiser-Ludwig-Platz 5
80336 Munchen
Prisaca Dornei NR. 4F
RO - Bukarest 032723

FRIDA ESCOBEDO
Mexico City - New York City

ALDI SÜD
Berg-am-Laim-Straße 107
81673 Munich, Germany



GENERAL@IACSTUDIO.COM
+1 914 677 2363
IACSTUDIO.COM

WINDOW WALLS REFER TO FLOOR PLANSWINDOW WALLS REFER TO FLOOR PLANS
AND WINDOW SCHEDULE AND WINDOW SCHEDULE

ELEVATION
1/4" = 1'-0"

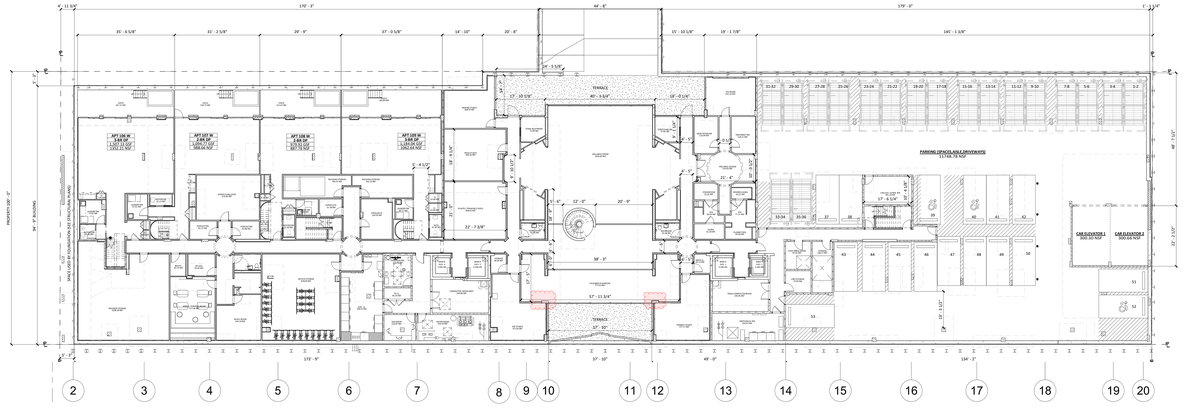

FURNITURE PLAN
1/4" = 1'-0"

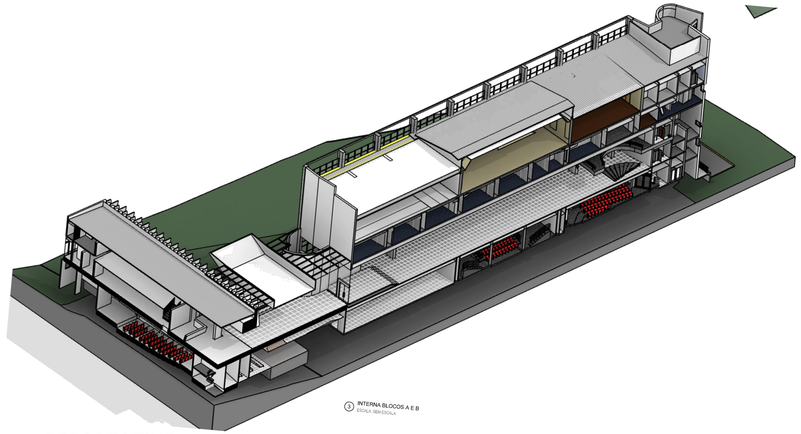

PERSPECTIVE

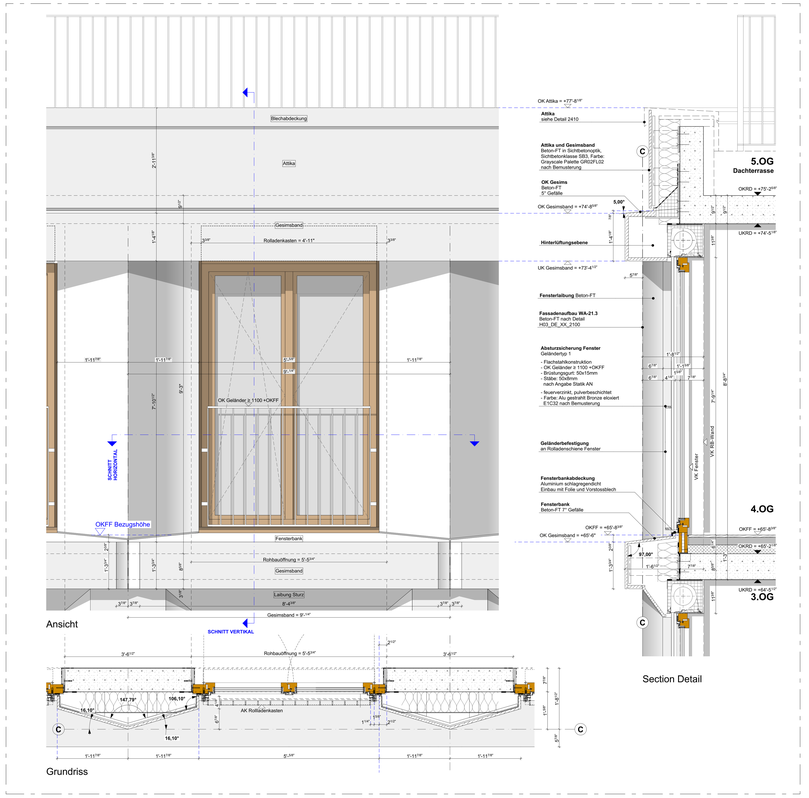

Ansicht

Section Detail

Grundriss

DOOR DETAIL
1/4" = 1'-0"

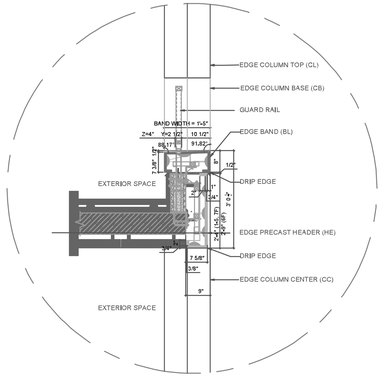

SECTION: TERRACE/BALCONY
1/4" = 1'-0"

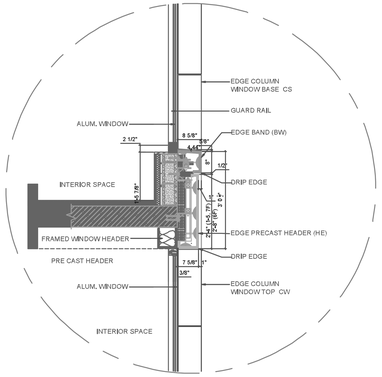

SECTION: INTERIOR SPACE WITH WINDOW
1/4" = 1'-0"

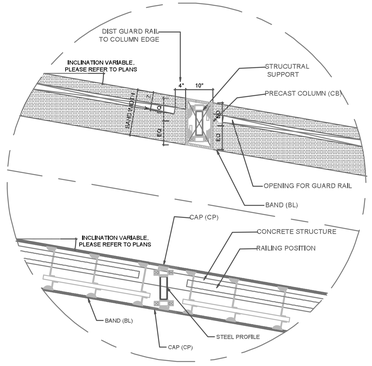

PLAN DETAIL: BAND WITH COLUMN
1/4" = 1'-0"

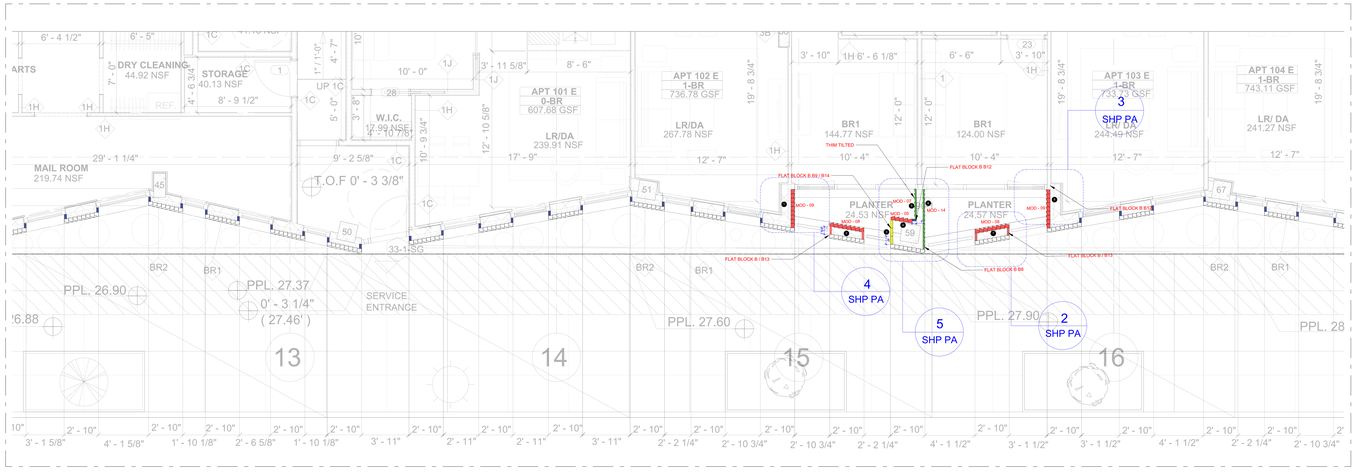

DETAIL PLAN: FAÇADE
1/4" = 1'-0"

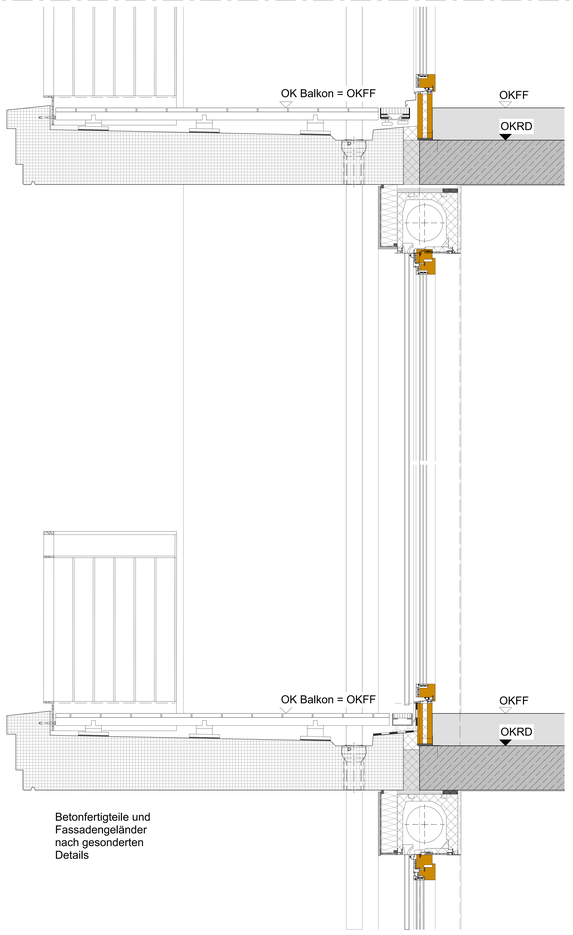

DETAIL SECTION: BALCONY
1/4" = 1'-0"

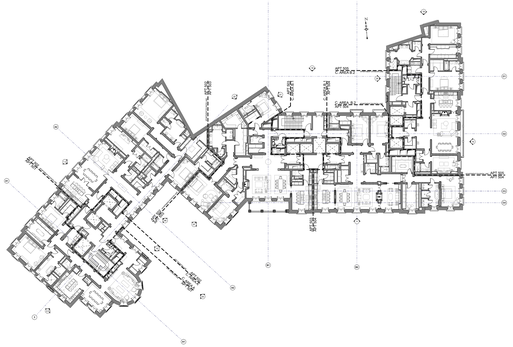

LOCATION PLAN
1/4" = 1'-0"

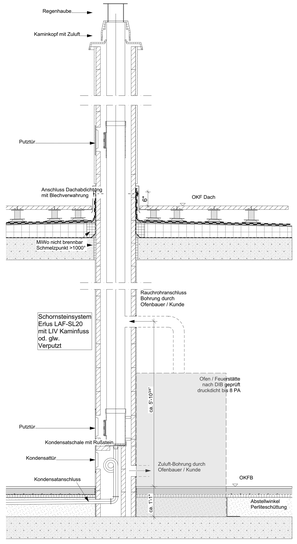

DETAIL SECTION: CHIMNEY
1/4" = 1'-0"

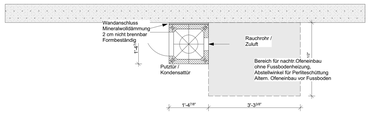

DETAIL PLAN: CHIMNEY
1/4" = 1'-0"

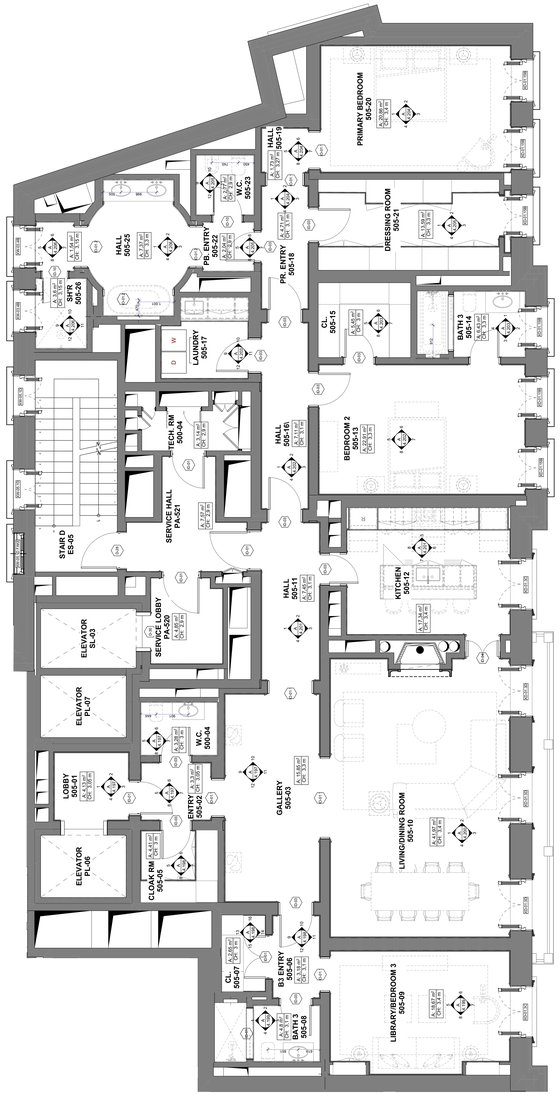

FURNITURE PLAN
1/4" = 1'-0"

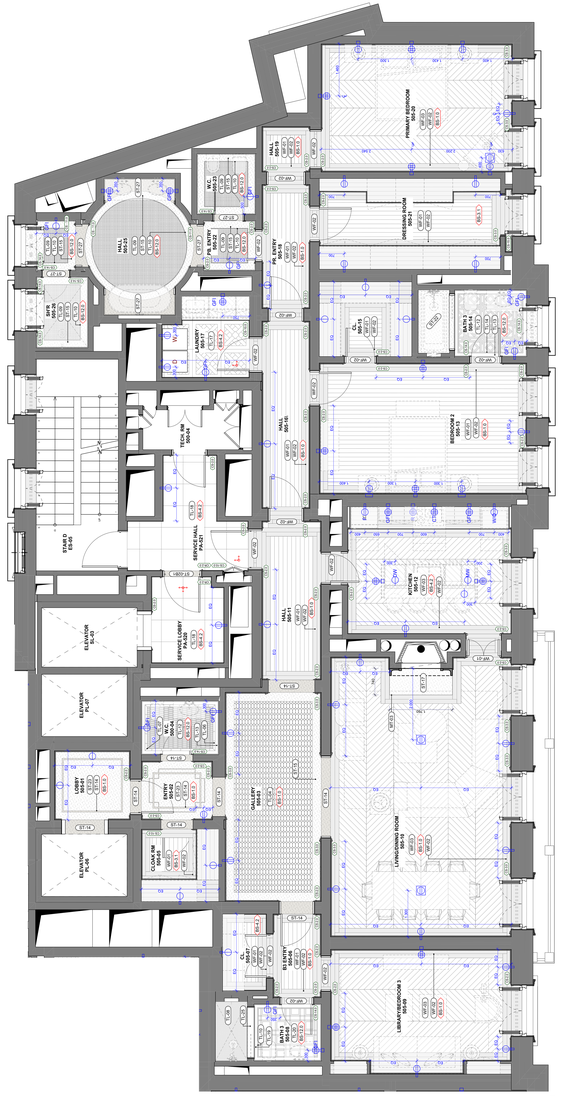

FLOOR FINISH PLAN
1/4" = 1'-0"

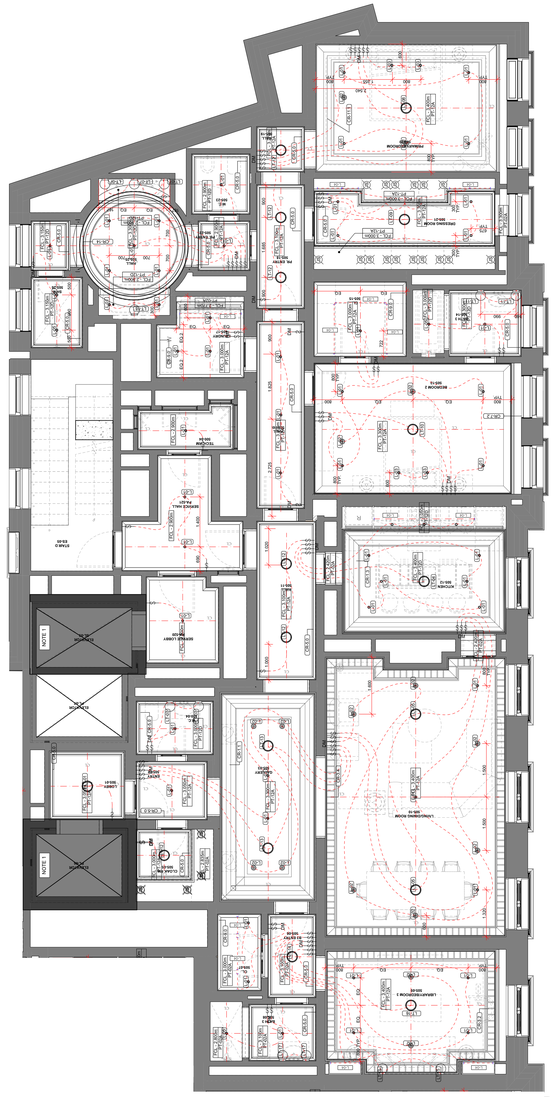

REFLECTED CEILING PLAN
1/4" = 1'-0"

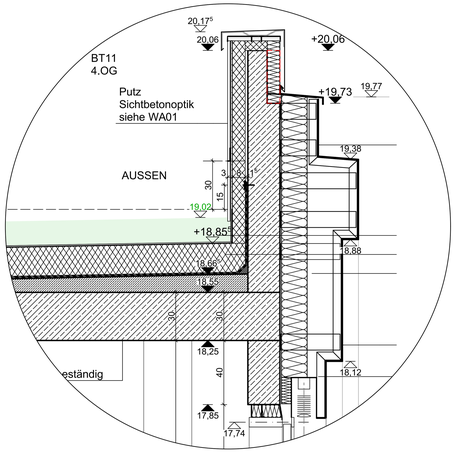

DETAIL 1: PARAPET SECTION
1/4" = 1'-0"

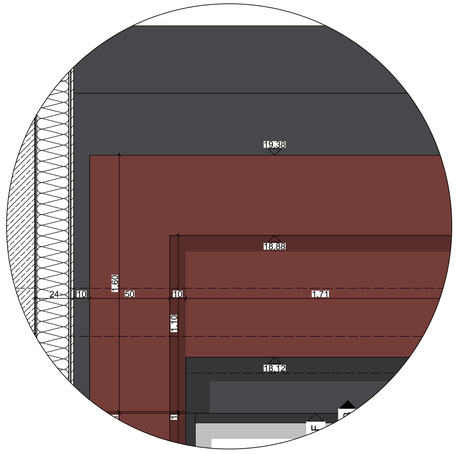

DETAIL 2: PARAPET ELEVATION
1/4" = 1'-0"

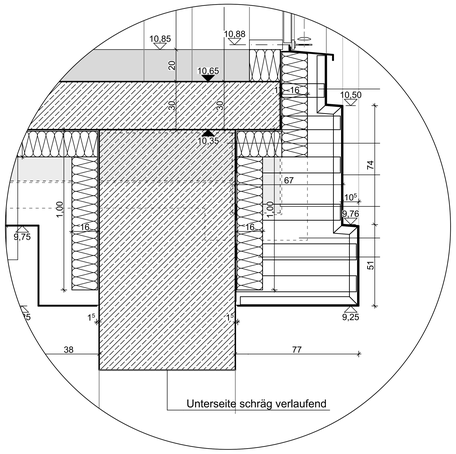

DETAIL 3: CORTEN STEEL FRAME SECTION
1/4" = 1'-0"

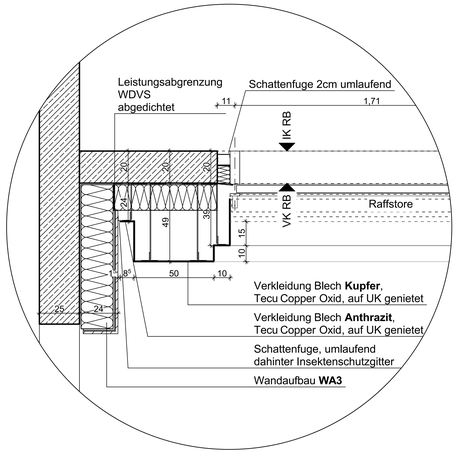

DETAIL 4: GROUND PLAN FRAME
1/4" = 1'-0"

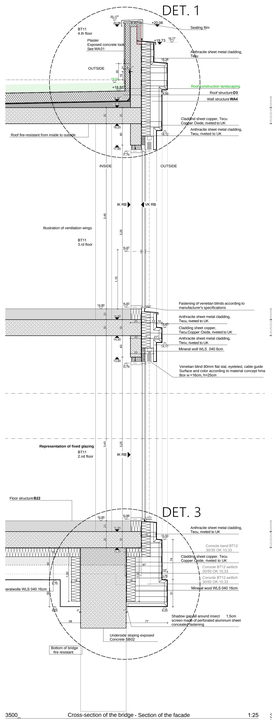

FAÇADE SECTION
1/4" = 1'-0"

FAÇADE ELEVATION
1/4" = 1'-0"

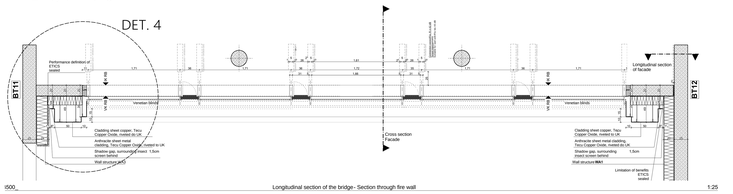

FAÇADE PLAN
1/4" = 1'-0"

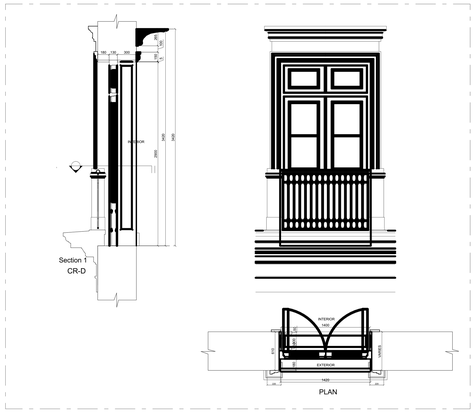

WINDOW DETAILS
1/4" = 1'-0"

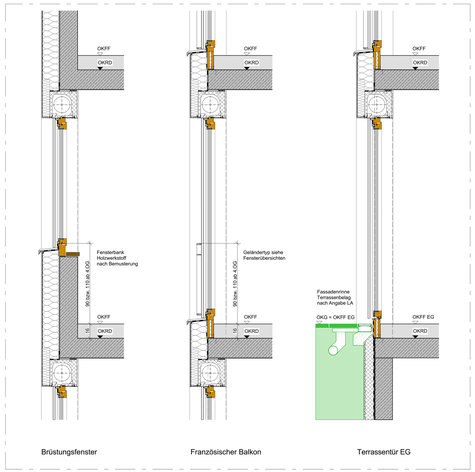

WINDOW DETAILS
1/4" = 1'-0"

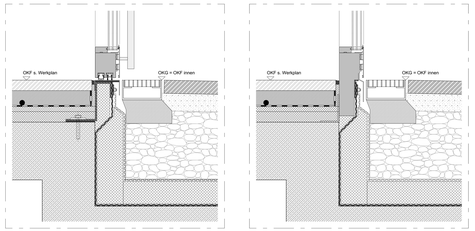

DRAIN DETAILS
1/4" = 1'-0"

ENLARGED ELEVATION
1/4" = 1'-0"

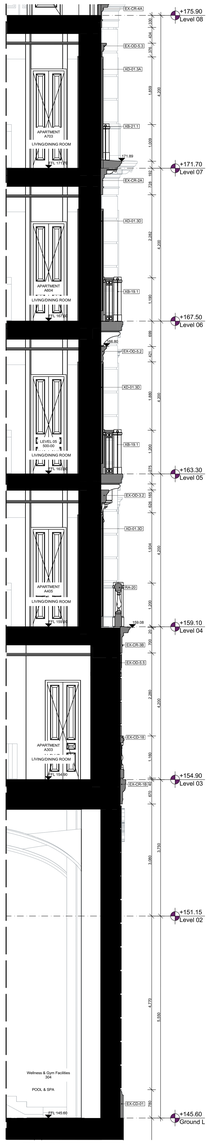

FAÇADE SECTION
1/4" = 1'-0"

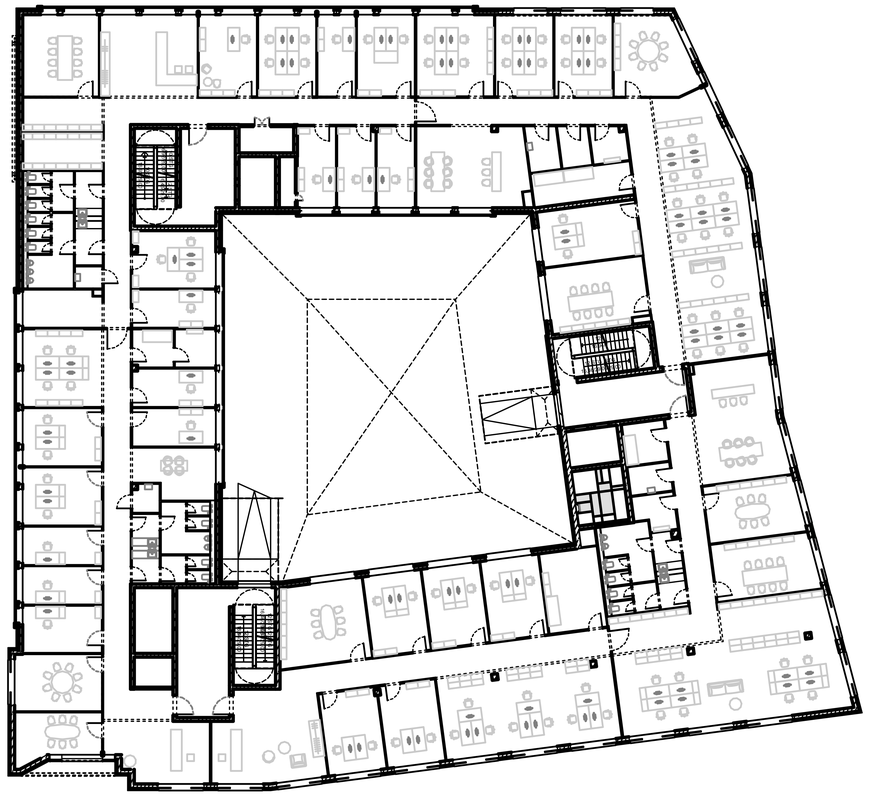

FURNITURE PLAN
1/4" = 1'-0"

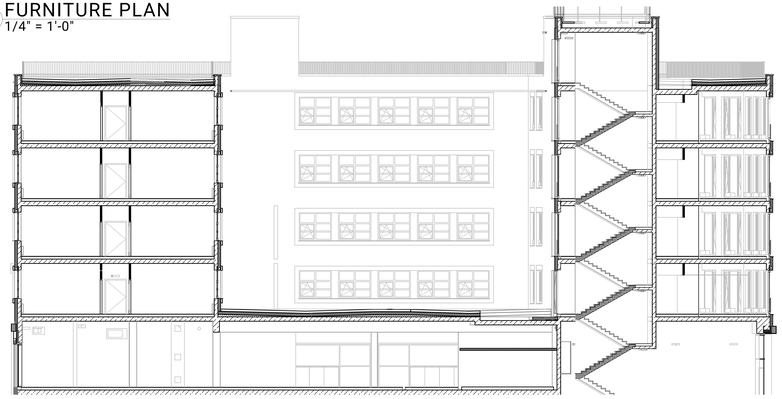

SECTION
1/4" = 1'-0"

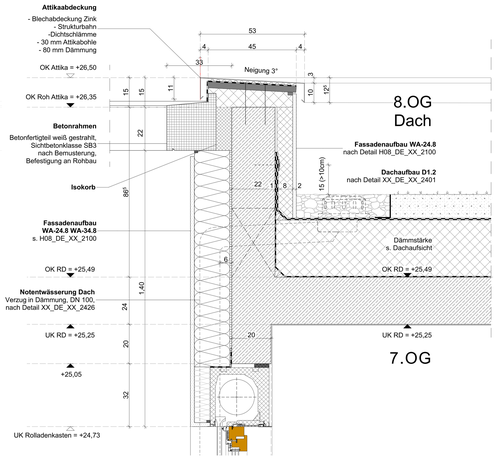

DRAIN DETAIL
1/4" = 1'-0"

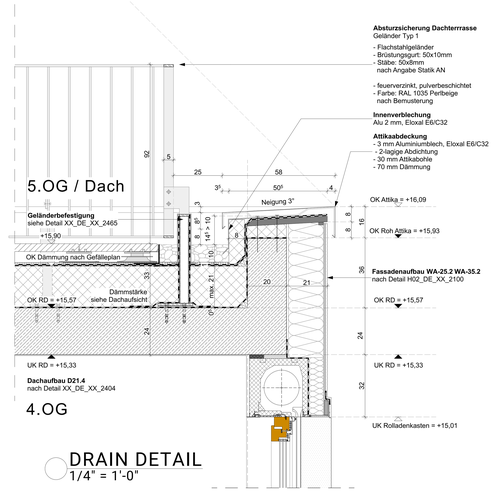

DRAIN DETAIL
1/4" = 1'-0"

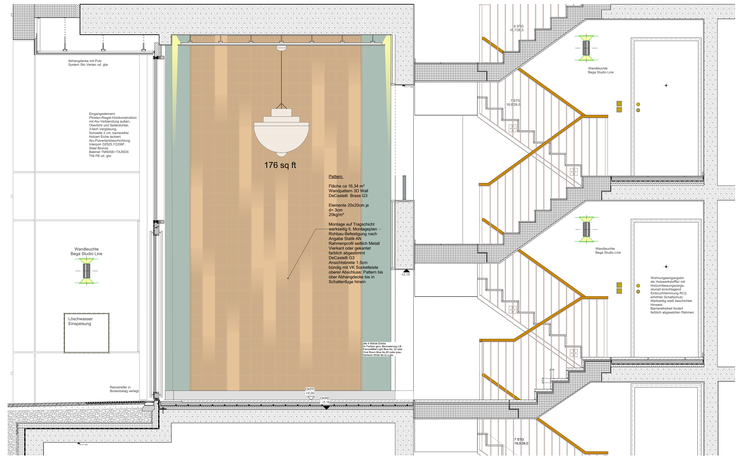

DETAIL ELEVATION
1/4" = 1'-0"

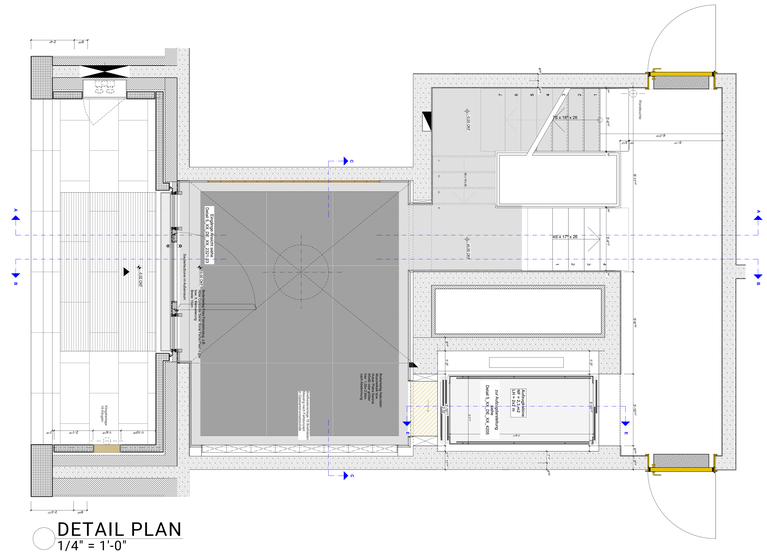

DETAIL PLAN
1/4" = 1'-0"

OUR TEAM:

IAC

STUDIO

NEW YORK CITY - VITORIA

KEY DIFFERENTIATORS:

1. Dedicated Representative

You will have a single point of contact—Vicente (aka Vince). He will be responsible for all meetings and communications, ensuring a seamless and efficient process.

3. Transparent Billing

All working hours are billable we do not charge for internal communication, task organization, or administrative activities.

2. In-Office Integration

Vince can visit your office to fully understand your challenges and collaborate on tailored solutions. note: current valid for NYC or Boston region offices only.

4. Flexible Meeting Time Usage

Your allocated meeting time can be used for contractor coordination, team training on BIM, recording tutorials, and more. Note: We are available during EST business hours.

GENERAL@IACSTUDIO.COM +1 914 677 2363 IACSTUDIO.COM